



Canada by the Numbers

Comparing International Public Attitudes on Immigration:
Economic Pressures, Integration, and the Future of Migration

Jack Jedwab

President and CEO

Association for Canadian Studies and Metropolis Institute

Methodology

The ISSP 2023 National Identity and Citizenship module uses a standardized, multi-nation survey method, employing a 60-question instrument (50 established, 10 new) focused on national identity, immigration, citizenship rights, and populism. It uses iterative proportional fitting (raking) for demographic weighting and requires local adaptations to country-specific questions

Country	Number of Respondents	Field Dates
Australia	993	07/24 - 08/25
Canada	2127	11/23 - 12/23
France	1905	11/23 - 12/23
United States	1589	04/24 - 12/24
Germany	1545	05/23-08/23
Italy	1143	09/22 – 02/23

I want to thank Dr. Sarah Wilkins-Laflamme and her team at the University of Waterloo that ran the 2023 ISSP survey data in Canada.

Introduction: IOM World Migration Report 2025

Traditional immigrant-receiving countries are shifting from broad immigration systems to more selective models.

Immigration policy is increasingly focused on:

- Economic contribution
- Skills and education
- Labor market needs

Countries still rely on immigration to address:

- Aging populations
- Labor shortages
- Declining birth rates

Governments face pressure to ensure immigration is:

- Controlled
- Economically beneficial
- Aligned with national priorities

Preference is increasingly given to migrants with:

- Higher education
- Professional credentials
- Language proficiency
- Skills in high-demand sectors

Transition to Labor Driven Priorities

- Immigration is shifting:
 - Away from: Nation-building/humanitarian goals
 - Toward: Labor market management
- Priority migrants include:
 - Engineers, Medical professionals, Tech workers, Investors, Highly trained specialists
- Reduced emphasis on:
 - Lower-skilled workers, Family reunification, Asylum seekers
- Lower-wage sectors still depend on migrants:
 - Caregiving, Agriculture, Food processing, Logistics
- Programs for lower-skilled workers are increasingly:
 - Temporary, Highly regulated, Limited in pathways to permanent residency or citizenship

Political and Economic Pressures

Immigration restructuring is linked to domestic political pressures.

Public concerns include:

- Housing affordability
- Infrastructure strain
- Health care capacity

Governments promote immigration as:

- Economically selective
- Merit-based

Highly skilled immigrants are viewed as:

- Fast integrators
- Tax contributors
- Drivers of competitiveness

Skilled immigration is tied to:

- Technological change
- Aging populations
- Knowledge-based economies

Contradictions in Immigration Systems

- Economies still rely heavily on migrants in lower-skilled sectors.
- Essential migrant roles include:
 - Care workers
 - Seasonal agricultural laborers
 - Delivery workers
 - Hospitality staff
 - Construction workers
- These workers are often admitted under:
 - Temporary arrangements
 - Precarious conditions
- Many face:
 - Limited long-term security,
 - Restricted mobility,
 - Reduced social integration
- Resulting “two-tier” migration structure:
 - Skilled migrants welcomed as future citizens
 - Lower-skilled migrants treated mainly as disposable labor

Germany, France and Italy are more likely than other immigrant receiving countries to think that the numbers of immigrants should be reduced

	The number of immigrants to [COUNTRY] should be ...(increased/ reduced)					
	Increased a lot	Increased a little	Remain the same as it is	Reduced a little	Reduced a lot	Total
Australia	5%	15%	26%	28%	26%	100.0%
Canada	9%	18%	24%	24%	25%	100.0%
France	3%	7%	30%	28%	32%	100.0%
United States	5%	11%	33%	22%	28%	100.0%
Germany	5%	11%	25%	25%	34%	100.0%
Italy	2%	6%	35%	26%	31%	100.0%
Total 28 countries	6%	12%	30%	24%	27%	100.0%

Germany and Italy are more likely than other immigrant receiving countries to agree that immigrants increase crime rates

	Agree/ Disagree: Immigrants increase crime rates					
	Agree strongly	Agree	Neither agree nor disagree	Disagree	Disagree strongly	Total
Australia	6%	20%	29%	29%	16%	100.0%
Canada	6%	14%	21%	29%	30%	100.0%
France	11%	24%	27%	20%	18%	100.0%
United States	9%	19%	26%	32%	14%	100.0%
Germany	17%	37%	20%	18%	8%	100.0%
Italy	19%	33%	26%	17%	5%	100.0%
Total 28 countries	17%	30%	23%	21%	9%	100.0%

Canadians and Australians are most likely to agree that immigrants are good for the country's economy

	Agree/ Disagree: Immigrants generally good for [COUNTRY'S] economy					
	Agree strongly	Agree	Neither agree nor disagree	Disagree	Disagree strongly	Total
Australia	15%	61%	17%	6%	1%	100.0%
Canada	26%	51%	13%	8%	2%	100.0%
France	5%	37%	34%	16%	8%	100.0%
United States	12%	43%	29%	13%	3%	100.0%
Germany	8%	54%	24%	12%	2%	100%
Italy	4%	30%	32%	25%	9%	100.0%
Total 28 countries	10%	38%	27%	18%	7%	100.0%

Germany and France least likely to agree that immigrants take away jobs from other people in the country

	Agree/ Disagree: Immigrants take jobs away from people born in [CNTRY]					
	Agree strongly	Agree	Neither agree nor disagree	Disagree	Disagree strongly	Total
Australia	3%	12%	30%	36%	19%	100.0%
Canada	4%	11%	17%	38%	29%	100.0%
France	2%	8%	24%	37%	29%	100.0%
United States	7%	20%	22%	36%	15%	100.0%
Germany	1%	5%	20%	45%	28%	100.0%
Italy	10%	22%	26%	33%	9%	100.0%
Total 28 countries	11%	20%	23%	31%	15%	100.0%

Italy is least likely to agree that Immigrants improve society by bringing new ideas and cultures

	Agree/ Disagree: Immigrants improve society by bringing new ideas and cultures					
	Agree strongly	Agree	Neither agree nor disagree	Disagree	Disagree strongly	Total
Australia	27%	52%	13%	6%	2%	100.0%
Canada	26%	41%	19%	10%	4%	100.0%
France	8%	35%	28%	18%	10%	100.0%
United States	16%	47%	25%	9%	3%	100.0%
Germany	15%	51%	18%	12%	4%	100.0%
Italy	3%	25%	36%	26%	10%	100.0%
Total 28 countries	12%	37%	25%	18%	8%	100.0%

Italy, France and the United States are more likely to agree that People born in the [CNTRY] should be given preference in job, housing, or health care matters but less so than the global average

	Agree/ Disagree: People born in [CNTRY] should be given preference in job, housing, or health care matters					
	Agree strongly	Agree	Neither agree nor disagree	Disagree	Disagree strongly	Total
Australia	11%	14%	22%	32%	21%	100.0%
Canada	9%	11%	17%	29%	33%	100.0%
France	13%	24%	26%	18%	18%	100.0%
United States	13%	24%	24%	28%	11%	100.0%
Germany	12%	20%	24%	24%	20%	100%
Italy	19%	36%	21%	17%	7%	100%
Total 28 countries	24%	26%	19%	19%	12%	100.0%

There is a strong consensus that Immigrants should retain their culture of origin and also adopt [COUNTRY's] culture amongst Canadian, French, American and Australian respondents

	Opinion on right behaviour of immigrants in terms of retaining their culture and adopting [CNTRY'S] culture			
	Immigrants should retain their culture of origin and not adopt [COUNTRY's] culture	Immigrants should retain their culture of origin and also adopt [COUNTRY's] culture	Immigrants should give up their culture of origin and adopt [COUNTRY's] culture	Total
Australia	0%	91%	9%	100%
Canada	1%	89%	10%	100%
France	1%	88%	11%	100%
United States	5%	89%	6%	100%
Germany	2%	91%	7%	100%
Italy	4%	78%	18%	100%
Total 28 countries	10%	77%	13%	100%

Global Attitudes

Looking globally only those who want immigration reduced a lot feel that immigrants aren't good for the economy

Agree/ Disagree: Immigrants generally good for [COUNTRY'S] economy	The number of immigrants to [COUNTRY] should be ...(increased/ reduced)				
	Increased a lot	Increased a little	Remain the same as it is	Reduced a little	Reduced a lot
Agree strongly	28%	19%	10%	5%	4%
Agree	32%	56%	52%	35%	17%
Neither agree nor disagree	14%	15%	27%	35%	26%
Disagree	20%	8%	10%	21%	33%
Disagree strongly	6%	1%	2%	4%	20%
Total	100.0%	100.0%	100.0%	100.0%	100.0%

Looking globally only those who want immigration reduced a lot feel in the majority that immigrants don't improve society

Immigrants improve society by bringing new ideas and cultures	The number of immigrants to [CNTRY] should be ...(increased/ reduced)				
	Increased a lot	Increased a little	Remain the same as it is	Reduced a little	Reduced a lot
Agree strongly	30%	24%	13%	6%	5%
Agree	31%	50%	48%	35%	17%
Neither agree nor disagree	16%	17%	26%	32%	23%
Disagree	16%	8%	10%	21%	31%
Disagree strongly	5%	1%	2%	5%	24%
Total	100.0%	100.0%	100.0%	100.0%	100.0%

Whether they favor reductions or don't there is a tendency globally to want preference extended to persons born in the country for jobs, housing and health care

People born in [CNTRY] should be given preference in job, housing, or health care matters	The number of immigrants to [COUNTRY] should be ...(increased/ reduced)				
	Increased a lot	Increased a little	Remain the same as it is	Reduced a little	Reduced a lot
Agree strongly	25%	12%	13%	23%	46%
Agree	26%	21%	26%	31%	28%
Neither agree nor disagree	11%	18%	24%	22%	13%
Disagree	16%	27%	24%	17%	9%
Disagree strongly	22%	22%	13%	7%	4%
Total	100%	100%	100%	100.0%	100.0%

Those who favor reductions to immigration levels are in the majority of the view that immigrants increase crime rates

Immigrants increase crime rates	The number of immigrants to [COUNTRY] should be ...(increased/ reduced)				
	Increased a lot	Increased a little	Remain the same as it is	Reduced a little	Reduced a lot
Agree strongly	20%	5%	6%	13%	41%
Agree	26%	20%	25%	39%	37%
Neither agree nor disagree	14%	23%	29%	27%	13%
Disagree	19%	34%	30%	17%	6%
Disagree strongly	21%	17%	10%	4%	2%
Total	100%	100%	100.0%	100.0%	100.0%

9th Metropolis Identities Summit

Niagara Falls, Ontario
Sheraton Fallsview Hotel
22-23 October, 2026

Submit to the Call for
Proposals by June 15th!





Canada

Only those Canadians who want significant reductions to immigration levels believe that being rooted in the country is important

How important for being truly [NAT]: To have [COUNTRY NAT] ancestry	The number of immigrants to [COUNTRY] should be ...(increased/ reduced)				
	Increased a lot	Increased a little	Remain the same as it is	Reduced a little	Reduced a lot
Very important	1%	1%	2%	3%	12%
Fairly important	5%	5%	7%	11%	20%
Not very important	19%	23%	31%	31%	34%
Not important at all	75%	71%	60%	55%	34%
Total	100.0%	100.0%	100%	100.0%	100.0%

Regardless of Canadians views on immigration levels Canadians assign importance to feeling attached to Canada

How important for being truly [NAT]: To feel [COUNTRY NAT]	The number of immigrants to [COUNTRY] should be ...(increased/ reduced)				
	Increased a lot	Increased a little	Remain the same as it is	Reduced a little	Reduced a lot
Very important	50%	44%	48%	49%	62%
Fairly important	27%	37%	39%	37%	28%
Not very important	17%	16%	9%	11%	6%
Not important at all	6%	3%	4%	3%	4%
Total	100%	100%	100.0%	100.0%	100.0%

Across the spectrum there is agreement amongst Canadians that there are things about the country that make them ashamed and that is felt to a greater degree by those who desire important reductions to immigration

Some things about [CNTRY] make me feel ashamed of [COUNTRY]	The number of immigrants to [COUNTRY] should be ...(increased/ reduced)				
	Increased a lot	Increased a little	Remain the same as it is	Reduced a little	Reduced a lot
Agree strongly	26%	18%	14%	20%	49%
Agree	41%	40%	41%	47%	33%
Neither agree nor disagree	12%	17%	20%	14%	8%
Disagree	14%	17%	16%	13%	6%
Disagree strongly	7%	8%	9%	6%	4%
Total	100.0%	100.0%	100.0%	100.0%	100.0%

Pride in Canada's history is highest amongst those favoring the most important reductions to immigration levels though most across the spectrum are proud of the country's history

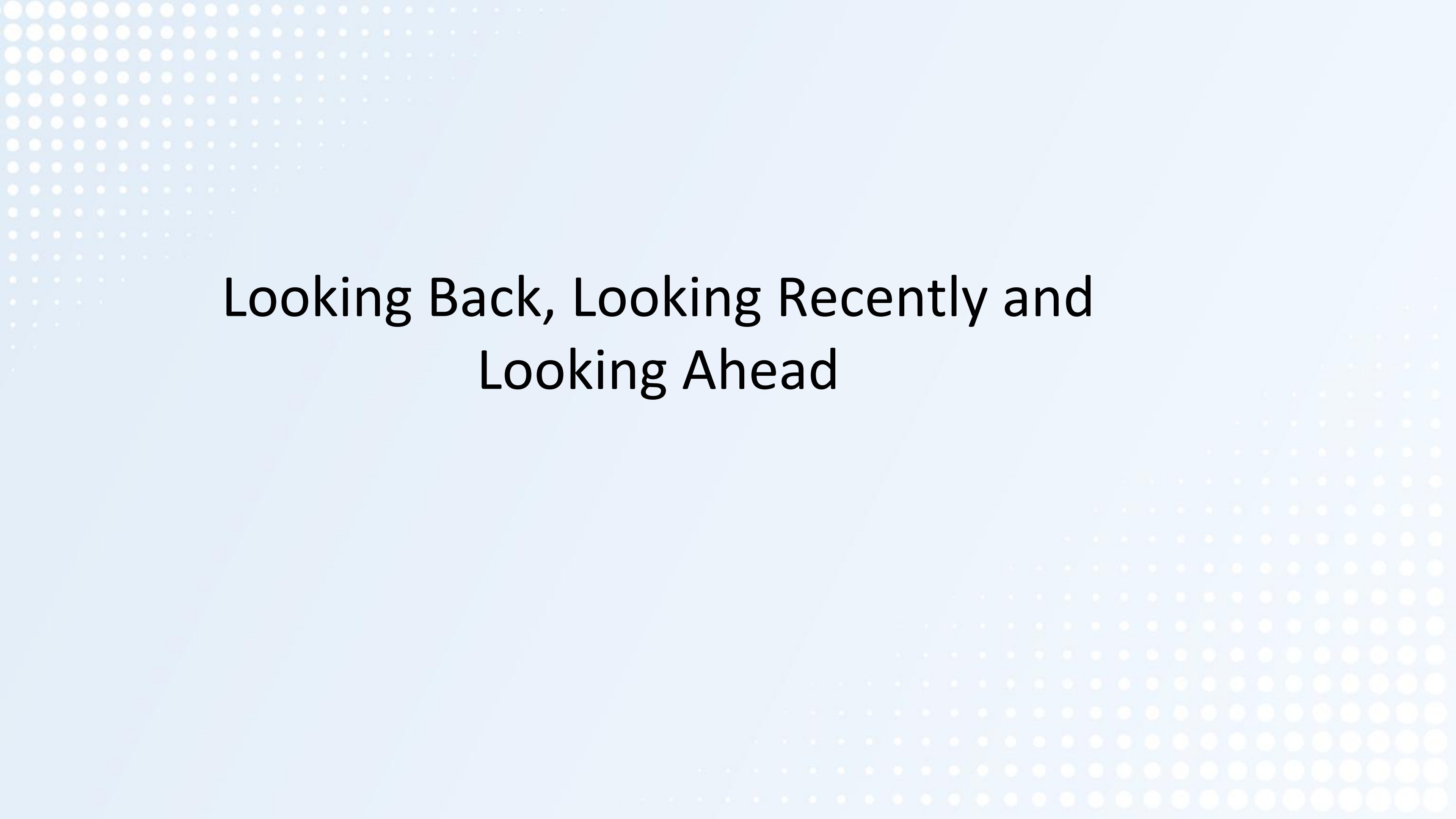
Pride in the country's history	The number of immigrants to [CNTRY] should be ...(increased/ reduced)				
	Increased a lot	Increased a little	Remain the same as it is	Reduced a little	Reduced a lot
Very proud	14%	12%	18%	19%	30%
Somewhat proud	36%	43%	45%	49%	49%
Not very proud	30%	34%	28%	25%	15%
Not proud at all	19%	11%	9%	7%	6%
Total	100.0%	100.0%	100.0%	100.0%	100.0%

Those most favorable to immigration increases are more inclined to want to help people worse off than themselves but those who desire reductions are not without sensitivity

How important for being good citizen: To help people in [COUNTRY] who are worse off than yourself	The number of immigrants to [COUNTRY] should be ...(increased/ reduced)				
	Increased a lot	Increased a little	Remain the same as it is	Reduced a little	Reduced a lot
Not at all important	2%		0%	1%	2%
2	1%	1%	0%	1%	2%
3	2%	1%	1%	4%	2%
4	4%	4%	7%	7.5%	15%
5	10%	15%	19%	20%	20%
6	17%	24%	24%	32%	22%
Very important	64%	55%	47%	35%	34%
Total	100.0%	100.0%	100.0%	100.0%	100.0%

Those most favorable to immigration increases are more inclined to stress importance of respect and protection of minority rights though who desire reductions are not without sensitivity

How important That government respect and protect rights of minorities	The number of immigrants to [COUNTRY] should be ...(increased/ reduced)				
	Increased a lot	Increased a little	Remain the same as it is	Reduced a little	Reduced a lot
Not at all important	2%		1%	1%	7%
2	1%		1%	2%	6%
3		2%	1%	4%	8%
4	1%	1%	3%	7%	17%
5	4%	8%	11%	15%	16%
6	11%	18%	23%	28%	19%
Very important	82%	71%	60%	43%	28%
Total	100.0%	100.0%	100.0%	100.0%	100.0%



Looking Back, Looking Recently and Looking Ahead

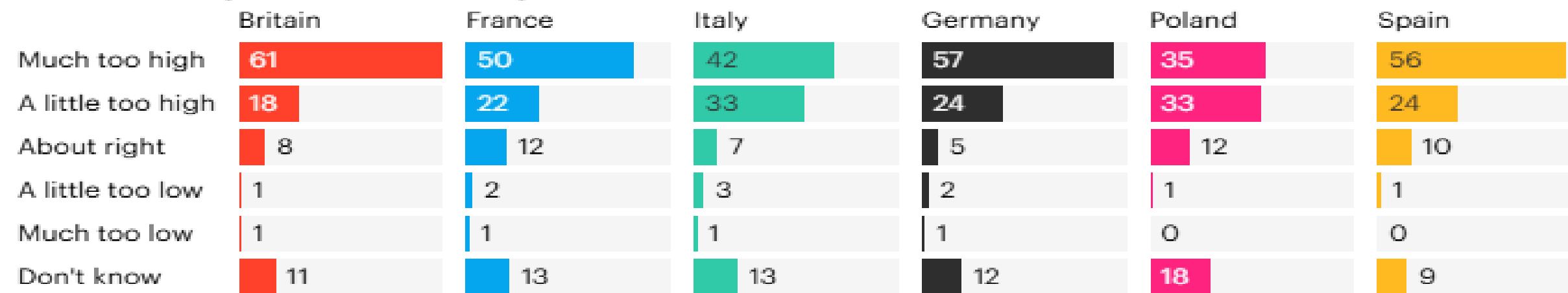
Between 2013 and 2023 the gap narrowed between France and the United States as regards desire for immigration reductions though majority in both countries favor cuts

ISSP		Number of immigrants to country should be...					Total
		Increased a lot	Increased a little	Remain the same as it is	Reduced a little	Reduced a lot	
France	2023	3%	7%	30%	28%	32%	100.0%
	2013	2%	3%	23%	24%	47%	100.0%
United States	2023	5%	11%	33%	22%	28%	100.0%
	2013	3%	10%	42%	24%	19%	100.0%

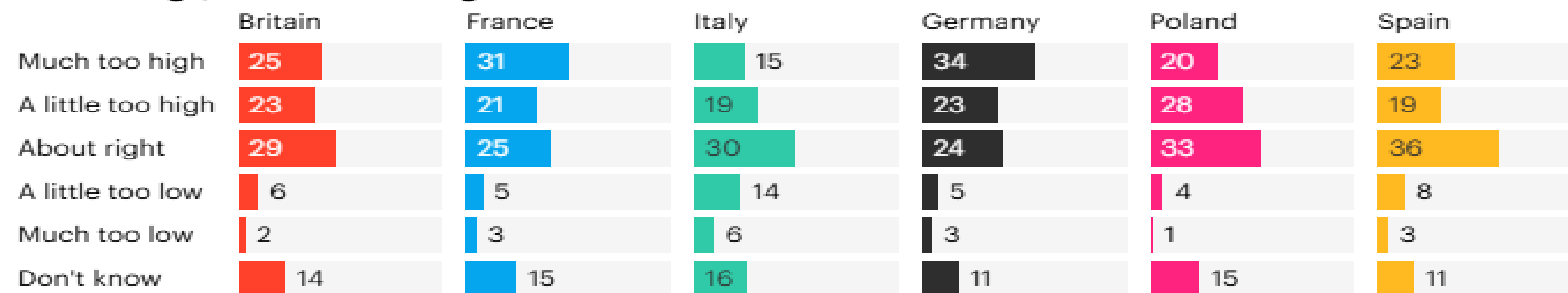
Looking at more recent data on immigration levels in Europe not much has changed as regards public opinion

While Europeans say illegal immigration levels have been too high, they are more divided on legal migration levels

Generally speaking, do you think the level of illegal immigration into [respondent country] over the last ten years has been too high, too low or about right?



Generally speaking, do you think the level of legal immigration into [respondent country] over the last ten years has been too high, too low or about right?

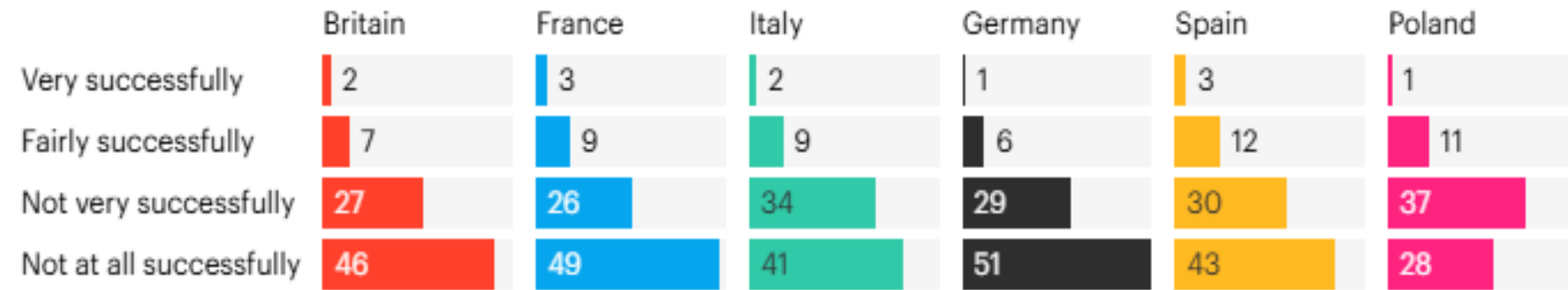


And there are important concerns about cohesion judging by responses in Europe around issues of integration and shared values

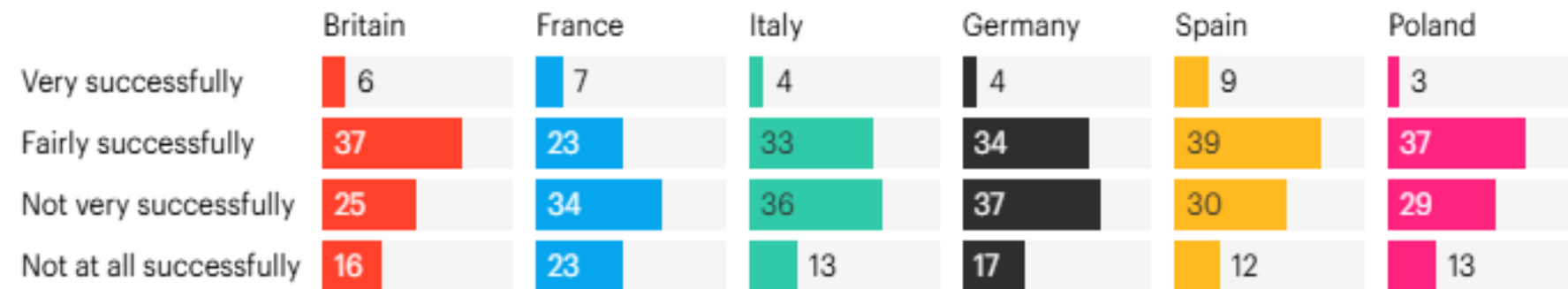
How successfully do Europeans think migrants are being integrated into their societies?

How successfully, if at all, do you think immigrants in [respondent country] in recent years are being integrated in to [respondent nationality] society? %

Illegal migrants



Legal migrants



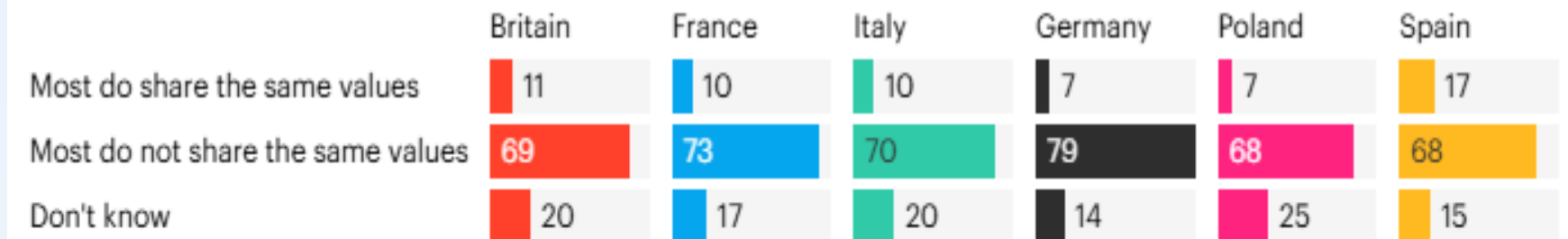
YouGov

UK: 2-3 June 2025 / All others: 7-18 November 2025 • [Get the data](#)

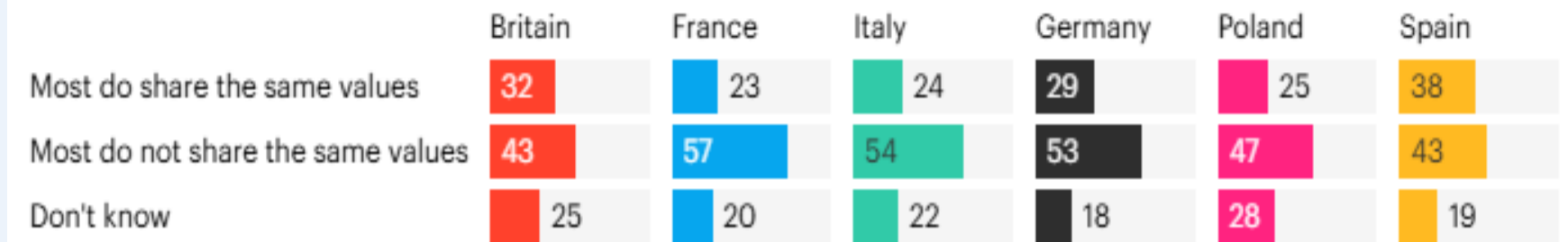
Europeans tend to see neither illegal nor legal migrants as sharing their values

Do you think most illegal and legal migrants who come to [respondent country] do or do not share the same values as [respondent nationality] people? %

Illegal migrants



Legal migrants



YouGov

UK: 2-3 June 2025 / All others: 7-18 November 2025 • [Get the data](#)